



PKE12 + trip block Standard 0.3-1.2A



Powering Business Worldwide™

Part no. PKE12/XTU-1,2

Article no. 121731

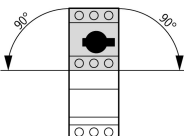
Delivery programme

Single unit/Complete unit			Complete unit
Setting range of overload releases	I_r	A	0.3-1.2
Function			With overload release
Motor rating			
AC-3			
220 V 230 V	P	kW	0.18
380 V 400 V	P	kW	0.37
660 V 690 V	P	kW	0.75
Motor power	AC-3 rated motor current		
	220, 230 V	380, 400, 415 V	440 V 500 V 660, 690 V
P [kW]	I [A]	I [A]	I [A]
0.06	0.37		
0.09	0.54	0.31	
0.12	0.72	0.41	0.37
0.18	1.04	0.6	0.33 0.48
0.25		0.8	0.7
0.37		1.1	0.9
0.55			0.7 0.9
0.75			1.1

Approbationen

UL approval	Yes
CSA approval	Yes
Product Standards	UL508; CSA-C22.2 No.14-10; IEC60947-4-1; CE marking
UL File No.	E36332
UL CCN	NLRV
CSA File No.	12528
CSA Class No.	3211-05
NA Certification	UL listed, CSA certified
Specially designed for NA	No

General

Standards		IEC/EN 60947, VDE 0660
Climatic proofing		Damp heat, constant to IEC 60068-2-78 Damp heat, cyclic to IEC 60068-2-30
Ambient temperature	°C	
Storage	°C	-40 - +80
Open	°C	-20 - +55
Enclosed	°C	-20 - +40
Mounting position		
Direction of incoming supply		as required
Degree of protection		
Device		IP20
Terminations		IP00
EN50274 busbar tag shroud		Finger and back-of-hand proof
Mechanical shock resistance half-sinusoidal shock 10 ms to IEC 60068-2-27	g	25
Altitude	m	2000
Terminal capacity screw terminals	mm ²	
Solid	mm ²	1 x (1 - 6) 2 x (1 - 6)

Flexible with ferrule to DIN 46228		mm ²	1 x (1 - 6) 2 x (1 - 6)
Solid or stranded		AWG	18 - 10
Specified tightening torque for terminal screws			
Main cable		Nm	1.7
Control circuit cables		Nm	1

Main conducting paths

Rated impulse withstand voltage	U _{imp}	V AC	6000
Overvoltage category/pollution degree			III/3
Rated operational voltage	U _e	V AC	690
Rated uninterrupted current = rated operational current	I _u = I _e	A	1.2
Rated frequency	f	Hz	40 - 60
Current heat loss (3 pole at operating temperature)		W	0.4
Lifespan, mechanical	Operations	x 10 ⁶	0.05
Lifespan, electrical (AC-3 at 400 V)	Operations	x 10 ⁶	0.05
Maximum operating frequency		Ops./ h	
Max. operating frequency		Ops./ h	60
Motor switching capacity		kA _{rms}	
AC-3 (up to 690 V)		A	1

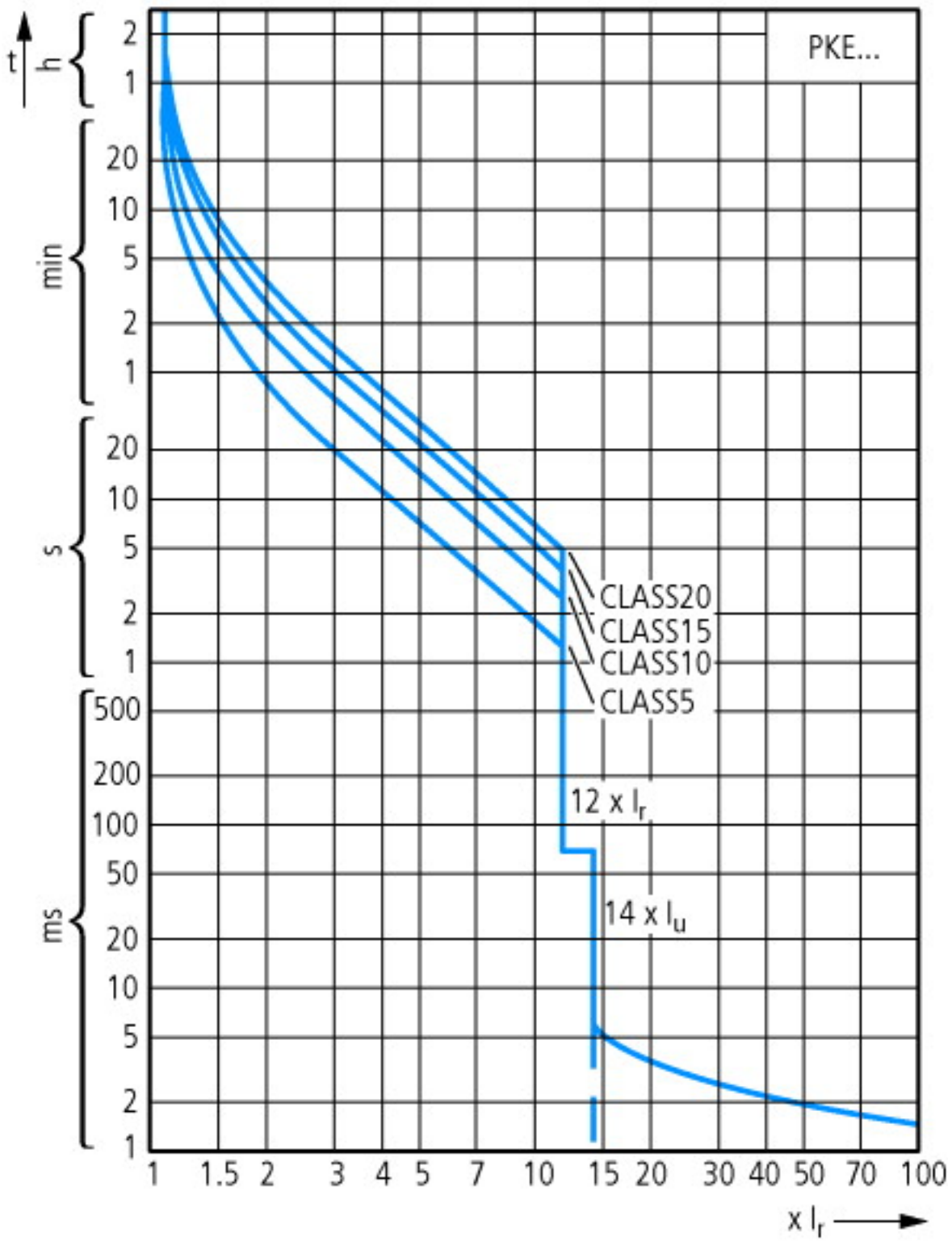
Trip blocks

Temperature compensation		°C	-5 – 40 (to IEC/EN 60947, VDE 0660) -25 – 55 (operating range)
Temperature compensation residual error for T > 40 °C			\pm 0.1%/K
Setting range of overload releases			0.25 - 1 x I _u
Fixed short-circuit release			Basic device 14 x I _u Trip block 12 x I _p delayed approx. 60 ms
Short-circuit release tolerance			± 20%
Phase-failure sensitivity			yes

Technical data ETIM 4.0

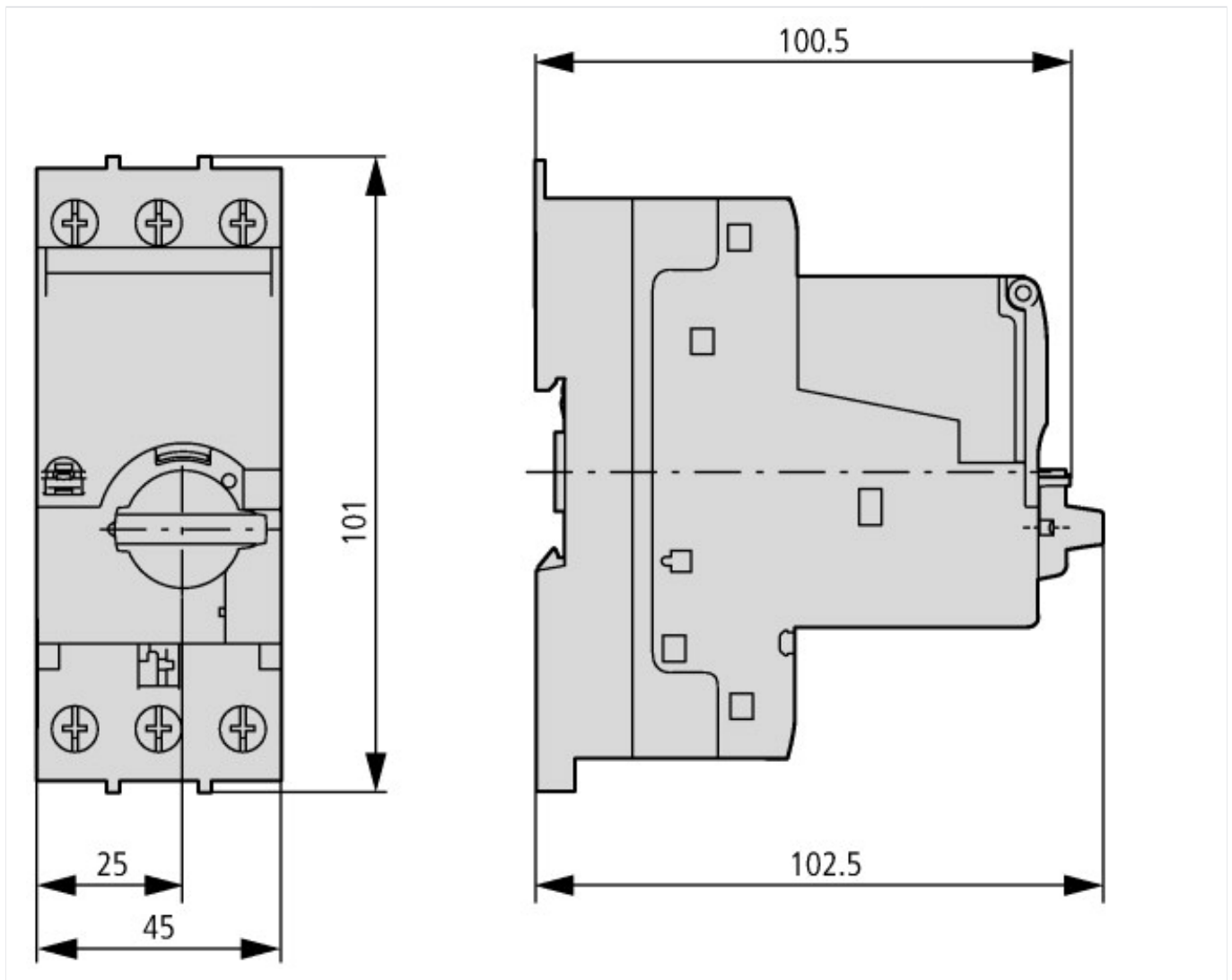
Rated operation power at AC-3, 400 V		kWh	0.25
With integrated auxiliary switch			No
Rated permanent current I _u		A	1.2
With integrated under voltage release			No
Number of poles			3
Degree of protection (IP)			IP20
Connection type main current circuit			Screw connection

Characteristics



Tripping characteristic curves, wide-range circuit breaker PKE

Dimensions



Additional product information (links)

IL03402019Z (AWA1210-2490) PKE motor-protective circuit-breaker with wide-range overload protection	
IL03402019Z (AWA1210-2490) PKE motor-protective circuit-breaker with wide-range overload protection	ftp://ftp.moeller.net/DOCUMENTATION/AWA_INSTRUCTIONS/IL03402019Z2011_09.pdf
IL03402023Z (AWA1210-2705) Trip block for solid-state motor-protective circuit-breaker	
IL03402023Z (AWA1210-2705) Trip block for solid-state motor-protective circuit-breaker	ftp://ftp.moeller.net/DOCUMENTATION/AWA_INSTRUCTIONS/IL03402023Z2011_08.pdf
MN03402004Z-DE/EN Motor-protective circuit-breaker PKE12 and PKE32; Overload monitoring of Ex e motors	
MN03402004Z-DE/EN Motor-protective circuit-breaker PKE12 and PKE32; Overload monitoring of Ex e motors - Deutsch / English	ftp://ftp.moeller.net/DOCUMENTATION/AWB_MANUALS/MN03402004Z_DE_EN.pdf
Motor starters and "Special Purpose Ratings" for the North American market	http://www.moeller.net/binary/ver_techpapers/ver953en.pdf
Busbar Component Adapters for modern Industrial control panels	http://www.moeller.net/binary/ver_techpapers/ver960en.pdf